



WORKFORCE ISSUES IN LIBRARY & INFORMATION SCIENCE

WILIS



Workforce Issues in Library and Information Science (WILIS):

Survey of LIS Deans, Directors and Chairs

WILIS Short Report 10

**WORKFORCE ISSUES IN
LIBRARY & INFORMATION
SCIENCE**

The logo for Workforce Issues in Library & Information Science (WILIS) is located in the bottom right corner. It consists of a dark gray rectangular box containing the text 'WORKFORCE ISSUES IN LIBRARY & INFORMATION SCIENCE' in white, uppercase, sans-serif font. Below the text, the letters 'WILIS' are displayed in a large, light gray, semi-transparent font.

WILIS is a collaborative research partnership of the UNC Chapel Hill School of Information and Library Science and the UNC Institute on Aging, funded by the Institute of Museum and Library Services through its Librarians for the 21st Century Program.



UNC
SCHOOL OF INFORMATION
AND LIBRARY SCIENCE



WILIS Study Team Members

Joanne Gard Marshall, Principal Investigator
Victor W. Marshall, Co-Principal Investigator
Jennifer Craft Morgan, Co-Principal Investigator

Deborah Barreau, Co-Investigator
Barbara B. Moran, Co-Investigator
Paul Solomon, Co-Investigator
Bob Konrad, Co-Investigator

Cheryl A. Thompson, Project Manager
Danielle Borasky, Webmaster and Librarian
Susan Rathbun-Grubb, Graduate Research Assistant
Chad Morgan, Graduate Research Assistant
Carrie Dundas-Lucca, Research Assistant

WORKFORCE ISSUES IN
LIBRARY & INFORMATION
SCIENCE
WILIS

The WILIS studies

- WILIS 1 is a comprehensive study of the career patterns of graduates of LIS programs in North Carolina since 1964.
- WILIS 2 is a project to develop a shared recent graduates survey that may be used by all LIS programs.

Methodology

Study Design

- Web-based survey
 - Gathers information about current alumni tracking practices and explores interest of LIS programs in participating in a shared alumni tracking system
- All 99 identified LIS Master's programs in US and Canada
- In the field Dec. 2007- May 2008

Survey methodology

- Obtained contact information for LIS program directors
- Invitation letter
- Three email reminders
- Phone reminder
- Fourth email reminder
- Follow-up phone call to non-respondents

Response Rate

- 64.6% response rate
- ALA accredited programs were more likely to respond

Accreditation Organization	Number of Respondents	Total Programs	Response Rate
American Library Association (ALA)	43	58	74%
National Council of Accreditation for Teaching Education (NCATE) only	18	38	47%
Not accredited by ALA or NCATE	0	3	0%

Results

Demographic Composition

- 70% were ALA accredited programs
- 30% were only NCATE accredited programs

n=61

Faculty Size

	Full-time Faculty Mean (std. dev.)	Part-time Faculty Mean (std. dev.)
ALA accredited	14 (9)	19 (22)
Only NCATE accredited	13 (31)	8 (12)
Overall	14 (17)	16 (21)

n=40

Master's Degrees Awarded

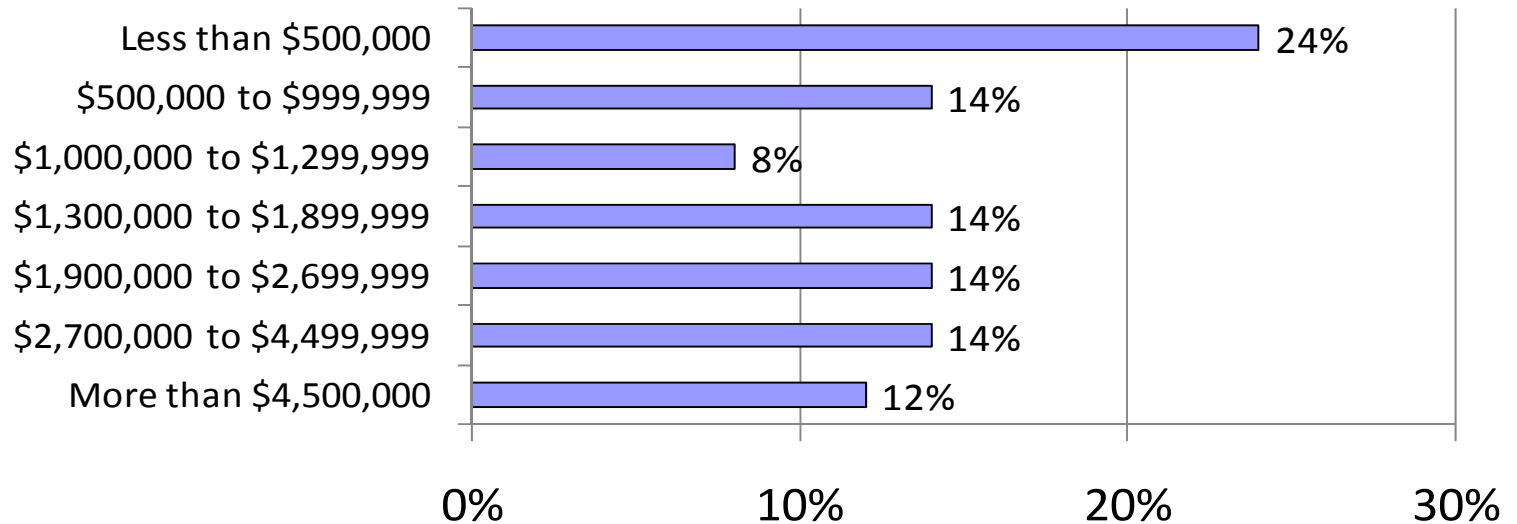
How many Master's degrees were awarded in the 2006-2007 academic year (Fall 2006 through Summer Session 2007)?

	Master's Degrees Mean (std. dev.)
ALA accredited	118 (90)
Only NCATE accredited	32 (21)
Overall	95 (87)

n=40

Budget

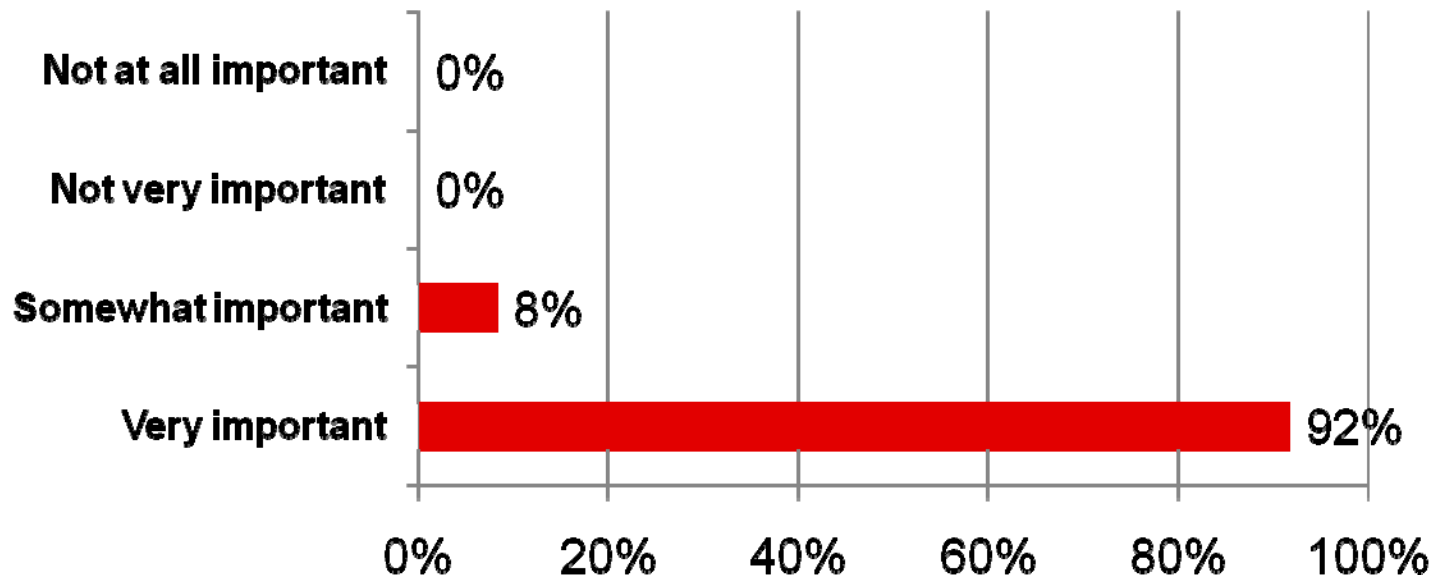
What was the total budget of your program including all funding sources for the 2006-2007 academic year?



n=50

Alumni Contact - Importance

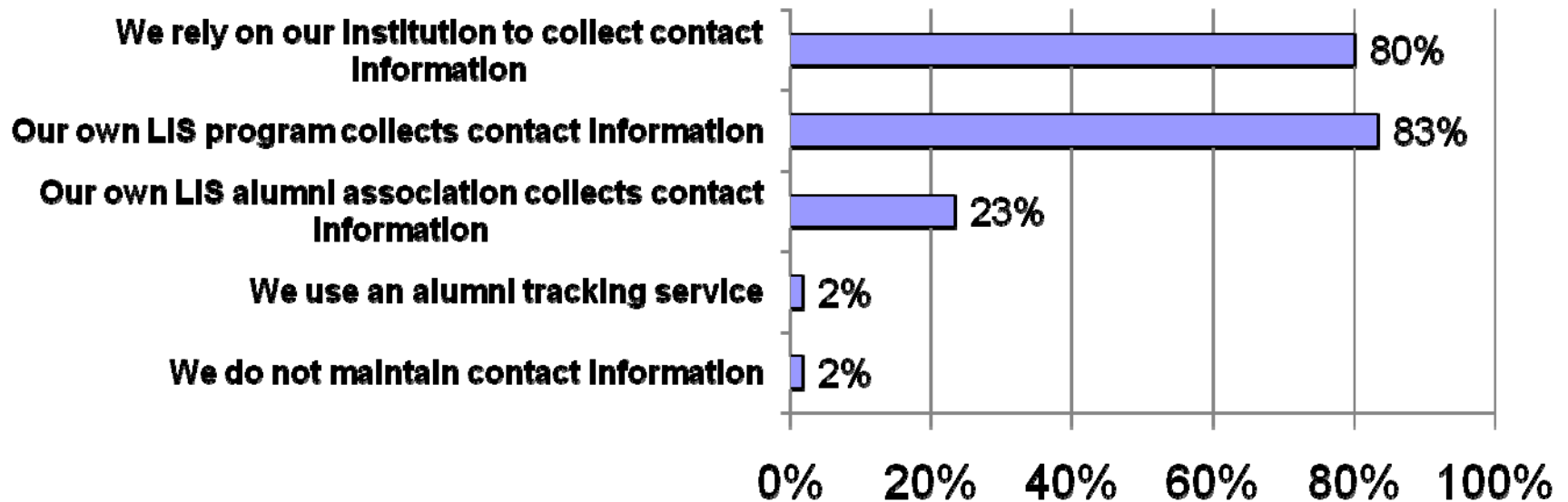
How important do you consider maintaining contact with your alumni?



n=60

Alumni Contact - Methods

How do you maintain contact information? Check all that apply.



n=60

Alumni Contact – Other Methods

What other methods do LIS programs use to collect contact information?

- Conferences
- Personal conversations
- Listserv
- Blog
- Newsletter

n=4

Contact Information Availability

Percentage of alumni with:	Mean (std. dev.)
Postal addresses	70% (25)
Email addresses	54% (60)

n=34

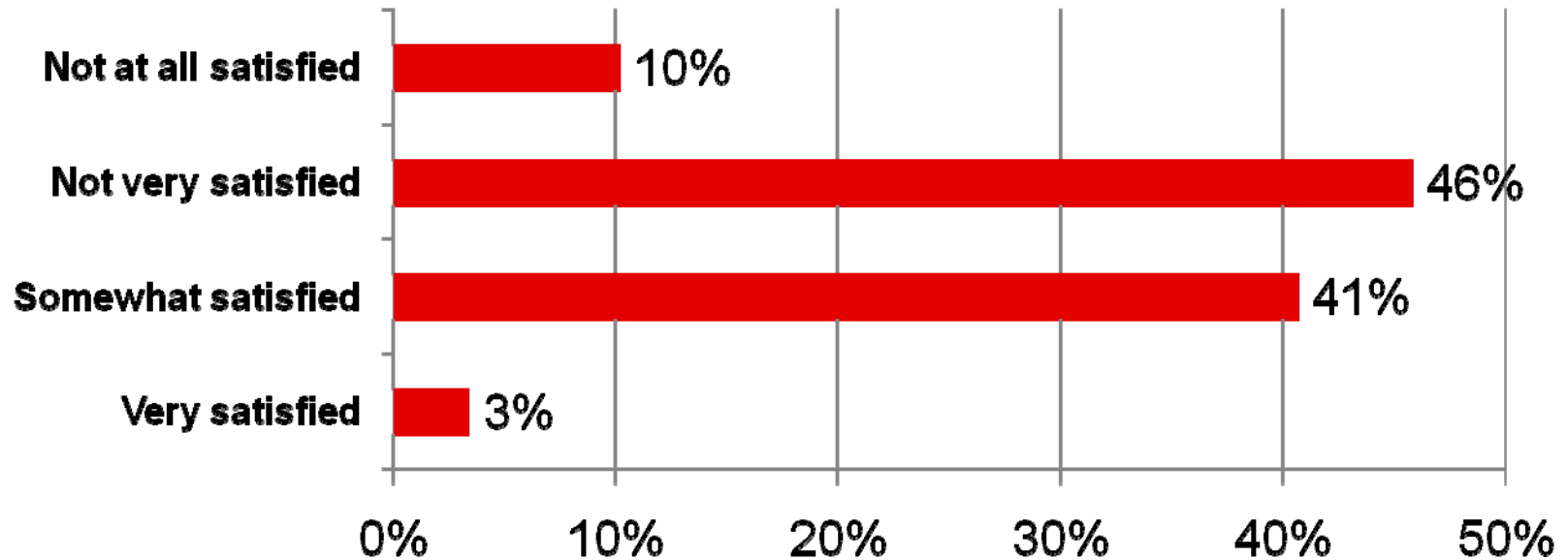
Alumni Contact - Staff Support

- Mean number of staff members devoted to collecting contact information was 1 (std. dev. 0.7; range 0 to 3)
- 27% of programs did not have a staff member devoted to updating alumni contact information

n=59

Alumni Contact - Satisfaction

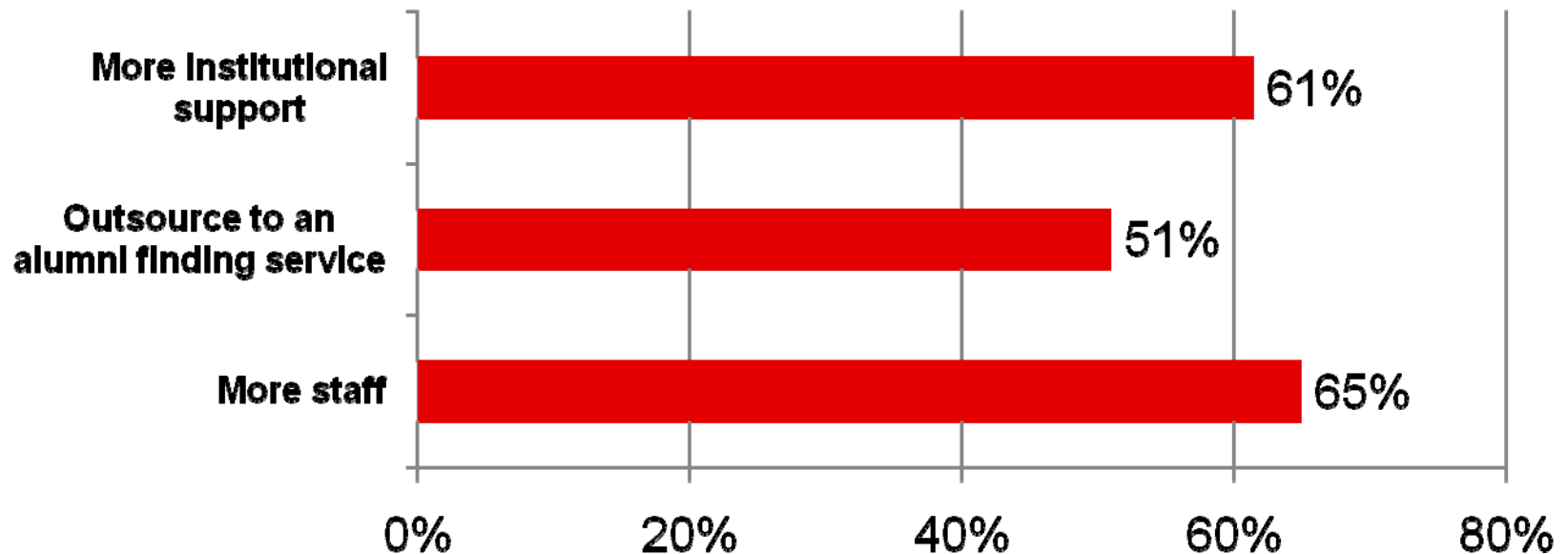
How satisfied are you with your present ability to maintain up-to-date contact information for your alumni?



n=59

What would help?

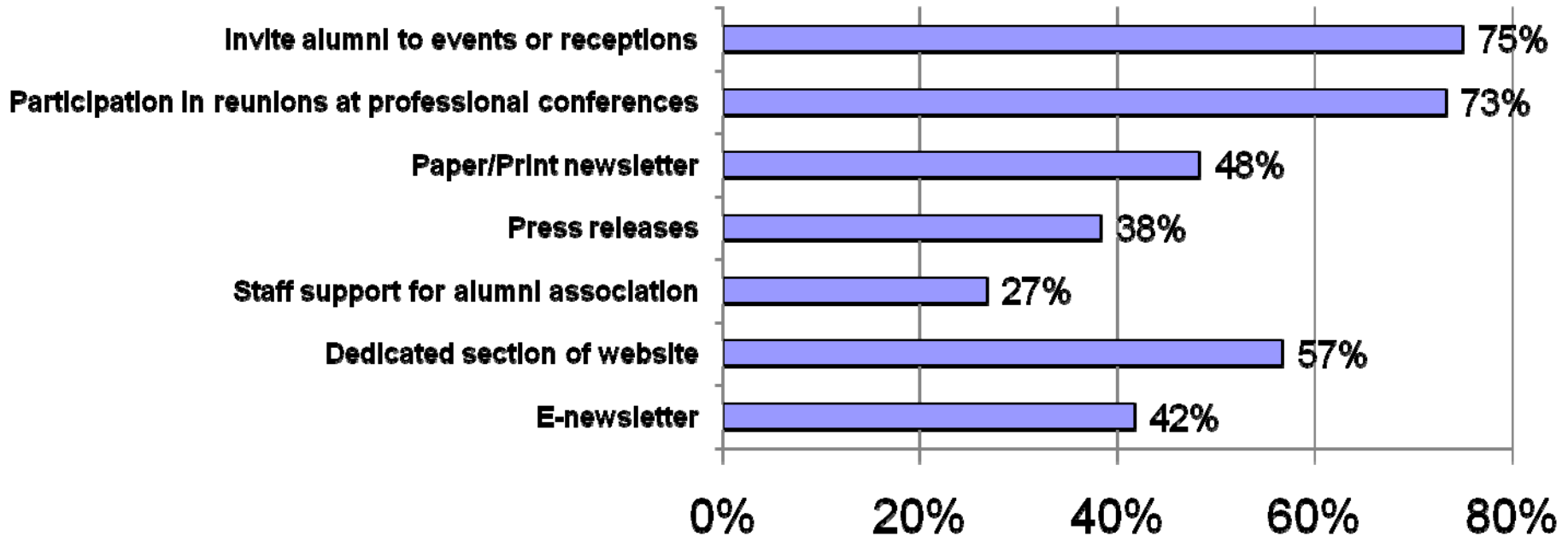
What would help you maintain more up-to-date contact information



n=57

Communication - Methods

Which of the following methods do you use to communicate with your alumni? Check all that apply.



n=60

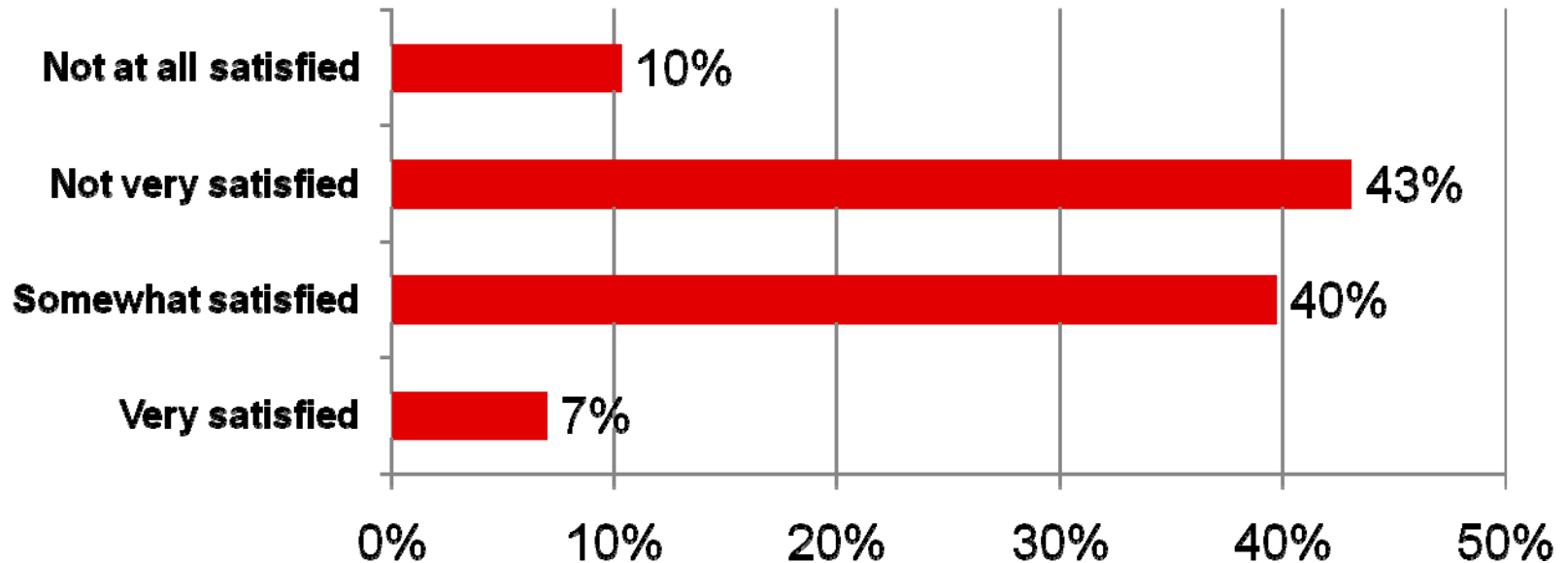
Communication - Frequency

In the past 12 months, how many times have you done the following?

	n	Mean (std. dev.)
Sent E-newsletter	23	4.4 (7.3)
Issued press release	23	6.6 (6.5)
Sent paper/print newsletter	29	1.8 (1.1)
Participated in reunions at conferences	43	2.8 (1.8)
Invited alumni to event or reception	45	3.4 (2.3)
Sent fundraising letter	31	1.9 (2.0)
Offered continuing education course for alumni	22	6.4 (7.3)

Communication - Satisfaction

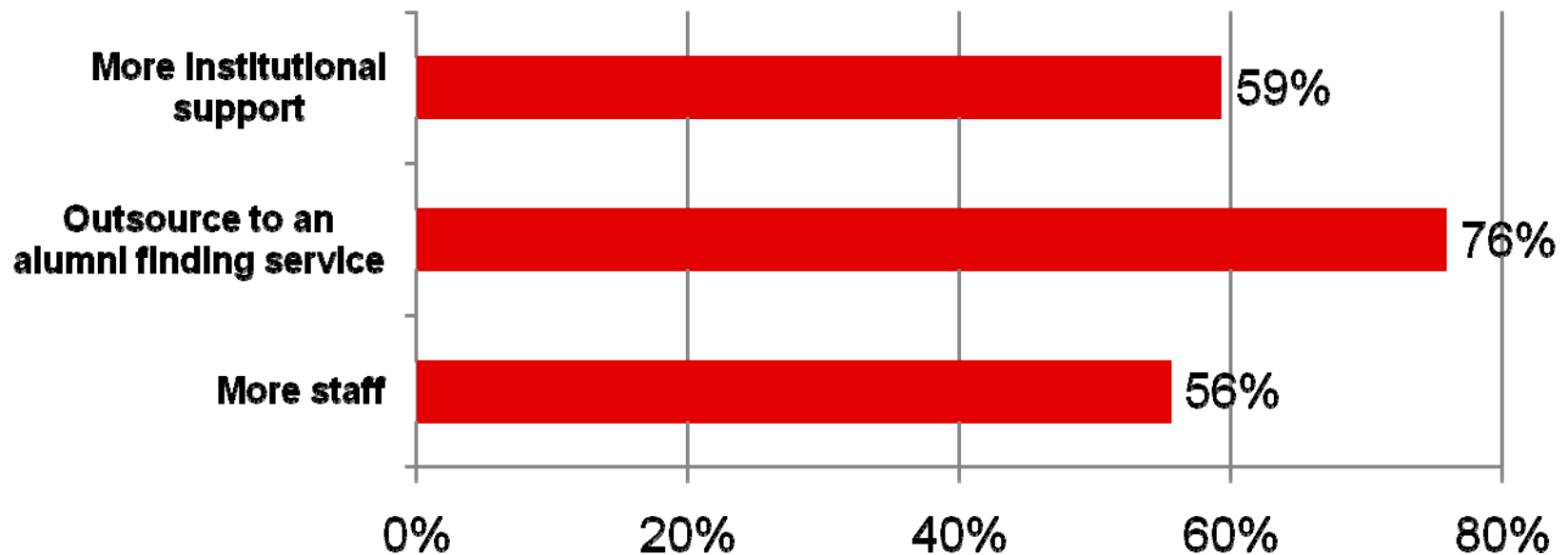
How satisfied are you with your present ability to communicate with your alumni?



n=58

What would help?

What would help you to improve communication with alumni? Check all that apply.



n=54

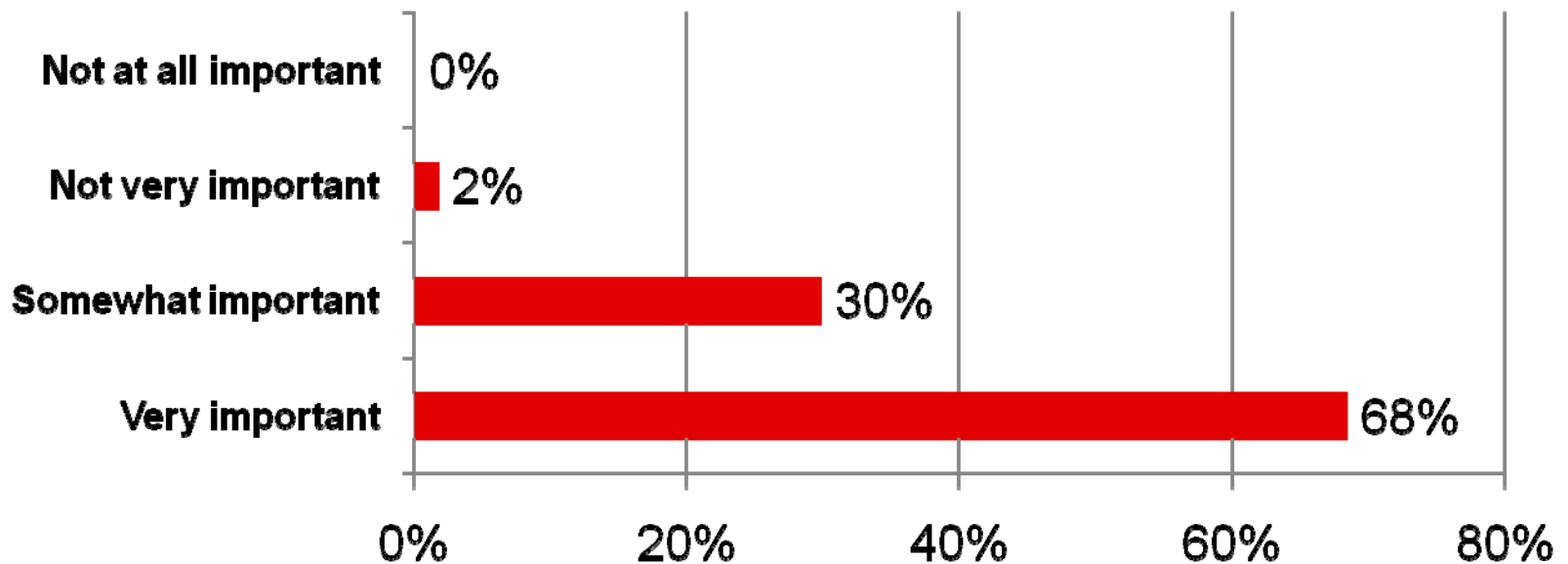
Communication – Staff Support

- Mean number of staff members responsible for communicating with alumni was 1.4 (std. dev. 1.2; ranging from 0 to 5)
- 23% of programs did not have a staff member devoted to updating alumni contact information

n=56

Tracking Careers - Importance

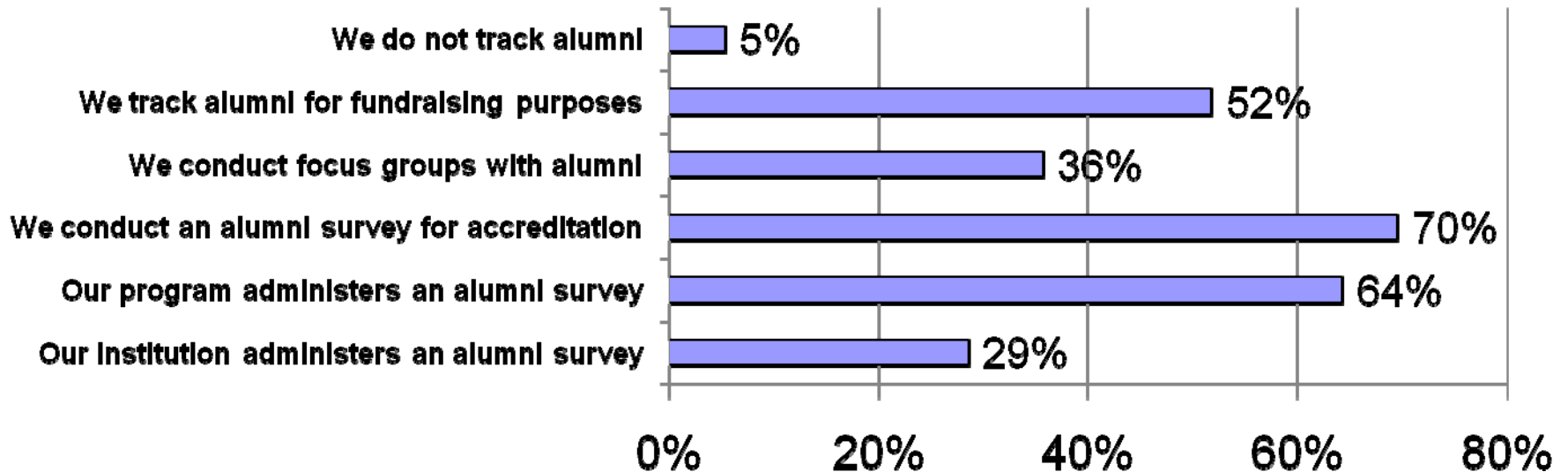
How important do you consider tracking careers of your alumni?



n=57

Tracking Careers - Methods

Please indicate methods used for tracking the careers of alumni. Check all that apply.



n=56

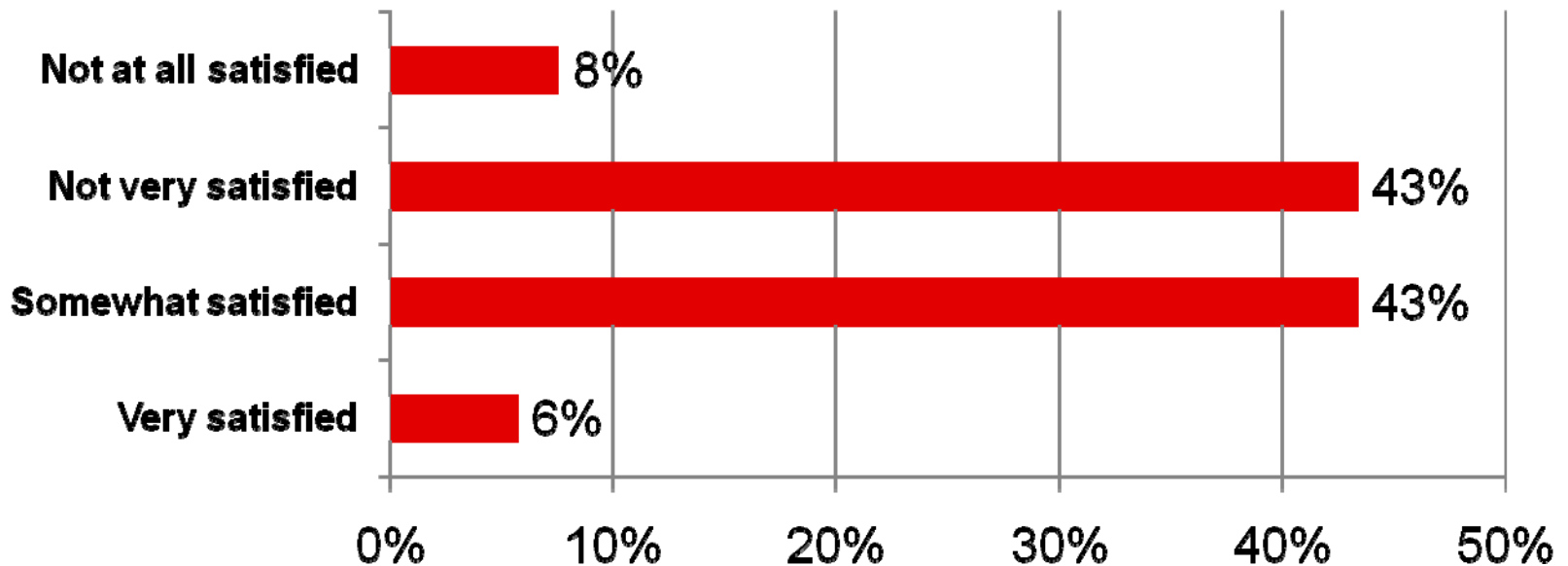
Tracking Careers - Frequency

How often do you use the following methods for tracking careers of your alumni?

	n	Mean Years (std. dev.)
Our institution administers an alumni survey	14	1.6 (1.1)
Our own program administers an alumni survey	34	1.7 (1.0)
We conduct an alumni survey for accreditation	36	4.1 (2.5)
We conduct focus groups	18	2.4 (1.6)

Tracking Careers - Satisfaction

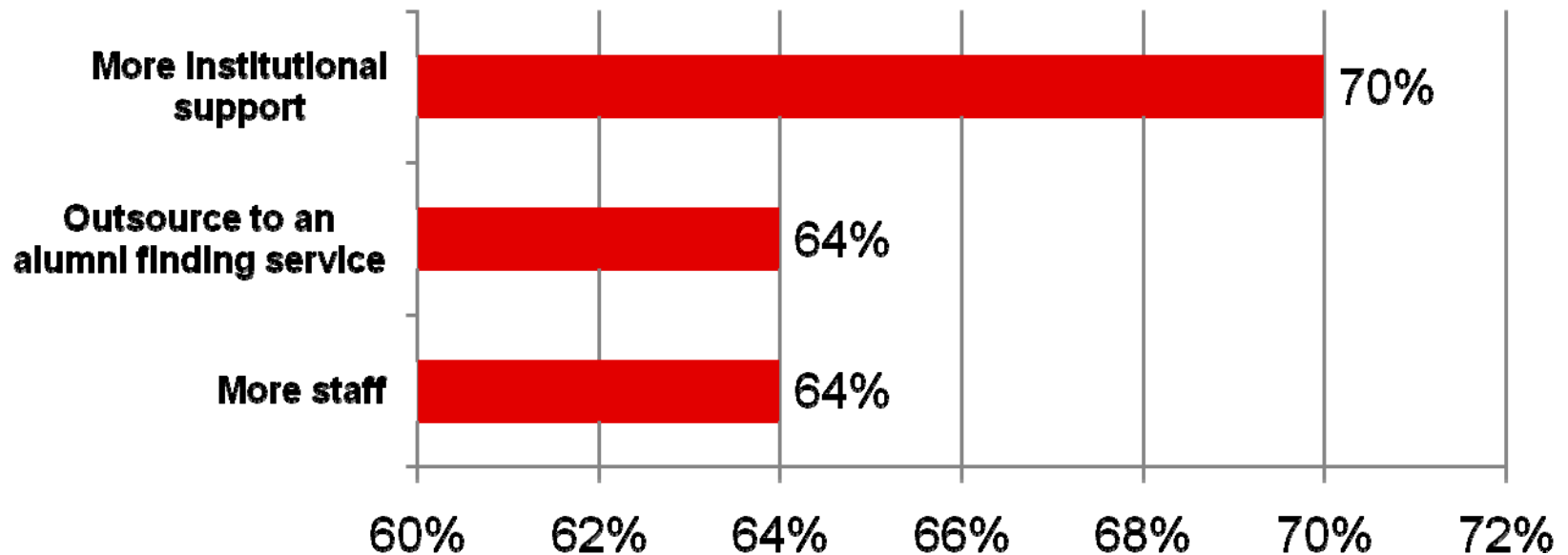
How satisfied are you with your ability to track careers of alumni?



n=53

What would help?

What would help you to improve your ability to track careers of alumni?
Check all that apply.



n=54

Ideal Tracking System

How interested are you in gathering the following information from your alumni? Check all that apply.

	Percent
Type of employer	98%
Current job	98%
Participation in professional organizations	96%
Reasons for leaving the profession	96%
Curriculum evaluation	95%
Interest in continuing education	95%

**% very or somewhat
interested n=55**

Ideal Tracking System

How interested are you in gathering the following information from your alumni? Check all that apply.

	Percent
Salary	93%
Faculty evaluation	86%
Reasons for changing jobs	84%
Career aspirations	83%
Interest in other alumni services	74%
Size of employer	70%
Retirement plans	63%

**% very or somewhat
interested n=55**

Ideal Tracking System

How important do you consider the following features of an alumni tracking system?

	Percent
Ability of graduate to update his/her contact information	100%
Standardized questions that can be benchmarked with other programs	100%
Ability to add specific questions to the standardized list	100%
Ability to view survey results online	98%
Ability to export raw data to other software program (e.g. Excel)	98%

% very or somewhat important n=55

Ideal Tracking System

How important do you consider the following features of an alumni tracking system?

	Percent
Ability to archive the data	98.20%
Security features	98.20%
Availability of standardized report templates	98.10%
Ability to analyze data without additional software	94.60%

**% very or somewhat
important n=55**

Ideal Tracking System

How would you likely use data gathered through an alumni tracking system? Check all that apply.

	Percent
Accreditation	95%
Strategic planning	89%
Curriculum development	88%
Recruiting	88%
Institutional reporting	86%
Fundraising	82%

% agree
n=56

Ideal Tracking System

How would you likely use data gathered through an alumni tracking system? Check all that apply.

	Percent
Marketing program	80%
Developing alumni services	75%
Benchmarking against other programs	75%
Developing continuing education	66%
Faculty planning	57%

% agree
n=56

Interest in WILIS 2

- 80% interested in participating in WILIS 2 pilot study (n=54)
- 40% interested in participating entirely on a fee-basis if not selected for the pilot study (n=53)

Interest in Participating in WILIS 2 by Accreditation Type

- 90% of ALA accredited programs are interested
- 53% of NCATE accredited only programs are interested

n=54

Highlights

- Majority of LIS programs (98%) felt it was important to track alumni careers
- 80% of directors are somewhat or not very satisfied with their tracking practices
- Majority of LIS programs (80%) are interested in participating in WILIS 2

Note that these are preliminary descriptive results only. For further information, contact the investigators at wilis@unc.edu